



Technical Features:

Mit - 4 Legs.....	03
Mit - Cantilever.....	05
Mit - Gas lilt with castors.....	05
Mit - Draughtsman chair.....	06
Mit - Stools.....	07
Mit - Beam seating.....	08

Price List:

Mit - 4 Legs.....	10
Mit - Cantilever.....	11
Mit - Stools.....	11
Mit - Gas lilt with castors.....	12
Mit - Draughtsman chair.....	12
Mit - Beam seating.....	12



mit... more comfort

Made with flexible polyurethane. **MORE RESISTANT, MORE ELASTIC, MORE COMFORTABLE.** A product developed from an internal aluminium injected frame in order to become the lightest on the market.

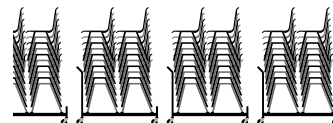


Vertical Stacking. Easy access.

+ precision



1 Trolley = 20 Uds.

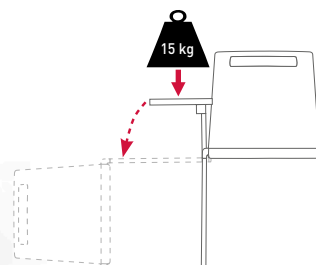


40 Uds. = 1 m²

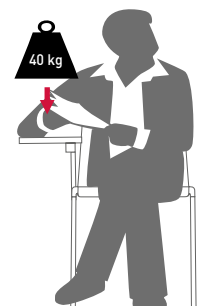
80 Uds. = 2 m²

160 Uds. = 4 m²

4 Legged chair with writing tablet



With weight more than 15 kg.
Without a seated user, the chair overturns.



With a seated user, maximum resistance of writing tablet 40 kg.

Now lighter

6,7 Kg.

Recyclable

■ **DESCRIPTION**

PU integral (polyurethane) **Back and Seat** in different finishes, moulded over internal injected aluminium skeleton. **Seat** has also a spring to provide comfort. Extruded aluminium **frame** of 28 x 22 x 5 mm. Available in different finishes: **aluminized or white**. Polypropylene caps with anti-skid pad the Polyethylene (PE) with felt silent pad. Black finish. **Optional** writing tablet or compact laminate 13 mm thickness. It is possible to pile chairs. Writing tablet can be fixed right or left hand side.

■ **BACK AND SEAT**



(see finishes card)

■ **ACCESSORIES**



Optional Hook on basket Ø 5 mm thickness with supports Ø 7 mm thickness. **Aluminum finish**



Optional writing tablet, compact laminate 13 mm white thickness. It could be fixed to the right or left hand side

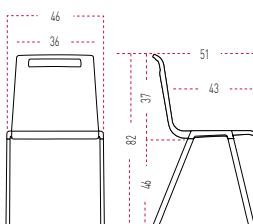


- ① PU integral back and seat
- ② Internal skeleton, injected aluminium
- ③ Aluminium frame seat with springs
- ④ Extruded aluminium frame of 28 x 22 x 5 mm
- ⑤ Caps of polypropylene (P.P) with anti-skid pad the Polyethylene (PE) with felt silent pad.

■ **SIZES**

Total height: from 820 mm
Total width: from 460 mm
Total depth: from 510 mm

Seat height: from 460 mm
Seat width: from 360 mm
Seat depth: from 510 mm



Stackable chairs - max. 4 units
Only model without arms

max. 20 chairs

■ **DESCRIPTION**

PU integral (polyurethane) **Back and Seat** in different finishes, moulded over internal injected aluminium skeleton. **Seat** has also a spring to provide comfort. Model with **Arms** made from 13 mm thick hot-rolled steel cylindrical tube coated in epoxy 90 microns thickness and polypropylene armrest. **Frame** made from 13 mm thick hotrolled steel cylindrical tube coated in epoxy 90 microns thickness. Available in chromed finish. Polypropylene caps with anti-skid pad. Black finish.

■ **BACK AND SEAT**



[see finishes card]

■ **MODEL WITH ARMS**



Stackable chairs - max. 4 units - model with or without arms

■ **SIZES**

CANTILEVER

Total height: from 820 mm

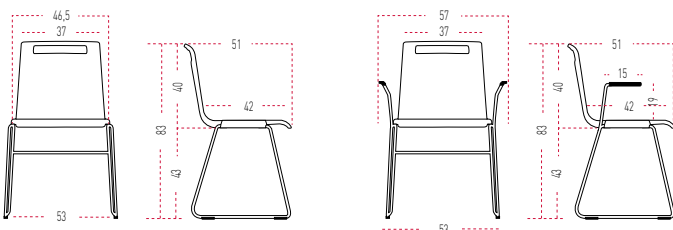
Total width: from 460 mm

Total depth: from 510 mm

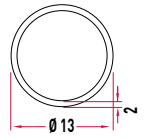
Seat height: from 430 mm

Seat width: from 370 mm

Seat depth: from 510 mm




- ① PU integral back and seat
- ② Internal skeleton, injected aluminium
- ③ Optional aluminium arm.
- ④ Aluminium frame seat with springs
- ⑤ Frame made from 12mm thick hot-rolled steel cylindrical tube
- ⑥ Caps of polypropylene (P.P) with anti-skid pad



■ **DESCRIPTION**

PU integral (polyurethane) **Back and Seat** in different finishes, moulded over internal injected aluminium skeleton. **Seat** has also a spring to provide comfort. **Shell support**, moulded aluminium 4 mm thickness with Gas lift. 5 star base, Ø 67,5 cm. Anti-skid castors with soft band.

■ **BACK AND SEAT**



(see finishes card)

■ **BASES AND CASTORS**



Black Polyamide - Ø 67,5 cm
Black anti-skid castor, Ø 60 mm soft band



Silver aluminium - Ø 67,5 cm Dark Grey
anti-skid castor, Ø 60 mm black soft band



Polished aluminium base - Ø 67,5 cm
Black anti-skid castor, Ø 60 mm soft band



- ① PU integral back and seat
- ② Internal skeleton, injected aluminium
- ③ Aluminium frame seat with springs
- ④ Gas lift
- ⑤ Shell support, moulded aluminium
- ⑥ 5 star base, Ø 67,5 cm
- ⑦ Anti-skid castors, soft band, Ø 60 mm

■ **SIZES**

Total height: from 770 mm to 890 mm

Total width: from 675 mm

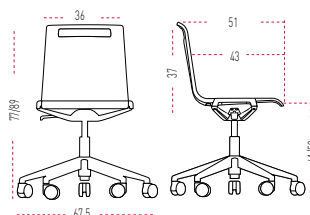
Total depth: from 675 mm

Seat height: from 410 to 530 mm

Seat width: from 360 mm

Seat depth: from 510 mm

■ **SIZES**



■ **DESCRIPTION**

PU integral (polyurethane) **Back and Seat** in different finishes, moulded over internal injected aluminium skeleton . **Seat** has also a spring to provide comfort. Shell **support**, moulded aluminium 4 mm thickness. Swivel **base** polished aluminium Ø 67,5 cm and 5 stars 6 cm thickness. Inverted auto-break black castor - Ø 60 mm. Gas lift for height adjustment.

■ **BACK AND SEAT**



[see finishes card]

■ **BASES**



Swivel black polyamide base - 67,5 cm
Inverted auto-break black castor - Ø 60 mm



Swivel polished aluminum base - 67,5 cm
Inverted auto-break black castor - Ø 60 mm

■ **OPTIONAL ACCESSORIES**



POLYPROPYLENE
GLIDES

■ **SIZES**

Total height: from 1000 mm to 1180 mm

Total width: from 675 mm

Total depth: from 675 mm

Seat height: from 630 mm to 810 mm

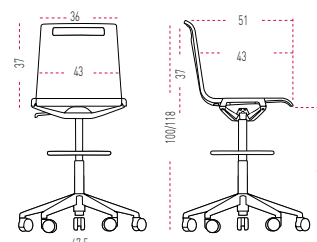
Seat width: from 360 mm

Seat depth: from 510 mm



- ① PU integral back and seat
- ② Internal skeleton, injected aluminium
- ③ Aluminium frame seat with springs
- ④ Gas lift
- ⑤ Shell support, moulded aluminium
- ⑥ Chromed steel footrest. Curved tube Ø 18 mm, 1,5 mm thickness
- ⑦ Swivel base Ø 67,5 cm 6 mm thickness
- ⑧ Inverted auto-break black castor - Ø 60 mm

■ **SIZES**

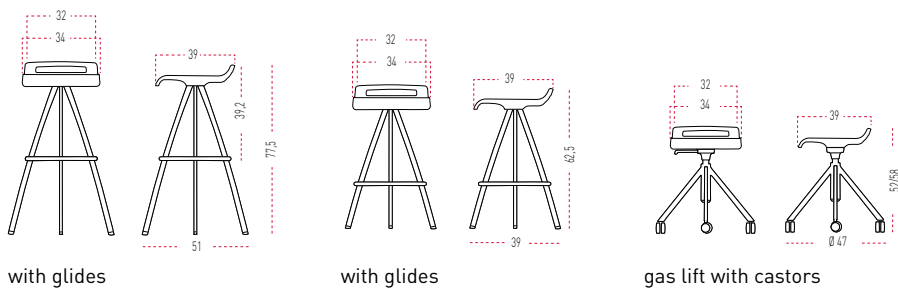




■ **DESCRIPTION**

- ① PU integral (polyurethane) **Seat** in different finishes, moulded over internal injected aluminium skeleton. Seat has also a spring to provide comfort
- ② **Frame**, curved shape 25 x 15 mm, 2 mm thickness. Epoxy finish 90 micron. Available in **silver, chromed or white**.
- ③ **Chromed footrest**. Curved shape tube 16 mm, 2 mm thickness
- ④ **Gas lift**
- ⑤a **Swivel base**, Ø 51 cm
- ⑤b **Swivel base**, Ø 39 cm
- ⑥ Caps of polypropylene (P.P) with anti-skid pad the Polyethylene (PE).
- ⑦ **Weight control castors**, **base 47 cm**

■ **SIZES**



■ **BACK AND SEAT**




(see finishes card)

■ **SIZES**

Total height: from 830 mm
Total width: from 510 mm
Total depth: from 510 mm

Total height: from 680 mm
Total width: from 390 mm
Total depth: from 390 mm

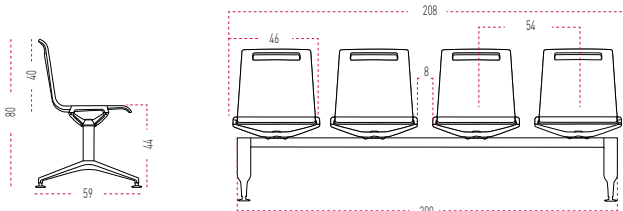
Total height: from 520 mm to 580 mm
Total width: from 470 mm
Total depth: from 470 mm



■ DESCRIPTION

- ① **PU (polyurethane) seat and back.** Available in different finishes. Integral **PU** is moulded over a frame formed by a steel plate 40 x 8 mm.
 - a. Back has a flexible point at the top half manufactured by elastic strips.
 - b. Seat has spring placed in the position that supports the user's weight.
- ② Silver aluminium **Arms (model with or without arms)**
- ③ **Moulded aluminium** support, 4 mm thickness
- ④ **Beam,** silver steel 60 x 40 x 3 mm. Moulded aluminium plate that fixes the seat to the beam.
- ⑤ **Leg,** Steel tube 60 x 2 mm thickness. Available in silver or black
- ⑥ **Foot,** Moulded aluminium, 55 cm width, 6 mm thickness. Screwed levellers **(M8) 56 (PP)**. Anti-skid pads, polyethylene **(PE)**. Leg and foot, epoxy finish, silver 90 micron. Possibility to include anti/bacterial treatment


■ SIZES



■ SIZES

Total height: from 2080 mm
 Total width: from 810 mm
 Seat height: from 450 mm

■ BACK AND SEAT



[see finishes and fabric card]

■ BASES



Round shape leg, Steel tube 60 x 2 mm.
 Moulded aluminium leg, 6 mm thickness



Moulded aluminium support, 4 mm thickness



MATERIALS

Maximum use of materials to eliminate and minimize scraps. Use of recyclable and recycled materials in those components that do not affect the functionality and durability.

39,82%
RECYCLED
MATERIALS



PRODUCTION

Maximum optimization of energy use. Minimal environmental impact. Last generation technological systems. Zero discharge of wastewater. No VOC coatings. Processes free of heavy metals, phosphates, OC and COD.

100%
RECYCLABLE
ALUMINIUM, STEEL
& WOOD



TRANSPORT

Detachable systems. Volumes that facilitate the optimization of space. Maximum reduction of energy consumption by transport.

100%
RECYCLABLE
PACKAGE AND THINNER
FREE



USE

Quality and warranty. Long lasting. Replacements available.

EASY
TO CLEAN
AND MAINTAIN



DISPOSAL

Waste reduction. Supplier-manufacturer packaging reuse system. Components are easy to be separated. Inks in packaging are water-based, without solvents.

76,32%
RECYCLABLE
MATERIALS

■ **CERTIFICATES AND REFERENCES**

The different programmes get points in different environmental categories to get the LEED certificate (sustainability, material and resources, water, energy and atmosphere, inner environment quality, innovation and design).



■ **STANDARDS**

MIT has passed tests done in our technical department as well as the tests done in **AIDIMA** the Technological Institute for furniture. The tests correspond to:

- **BN -112-08:2005.** Soiling and cleaning test.
- **UNE-EN 15373:07.** Furniture. Resistance, long lasting, security. Requirements for non domestic use seating.
- 4 Legs**
- **UNE-EN 1728:2001.** Domestic furniture - Seating - Test methods for the determination of strength and durability.
- **UNE-EN 16139:13.** Furniture. Resistance, long lasting, security. Requirements for non domestic use seating.
- 4 Legs with writing tablet.**
- **UNE-EN 1728:2001.** Domestic furniture - Seating - Test methods for the determination of strength and durability.
- Draughtsman chair.**
- **UNE-EN 1728:2001.** Domestic furniture - Seating - Test methods for the determination of strength and durability.
- Beam seating.**
- **UNE-EN 1728:200.** Domestic furniture - Seating - Test methods for the determination of strength and durability.
- **UNE-EN 1022:05.** Office furniture. Confident chairs.